



Homework

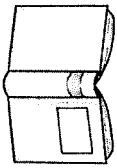
Please return on the first day of school

Name _____

I Can READ and COMPREHEND

Jill can hit the ball. Her hat is red and her bat is big and brown. She looks at the ball and swings her bat. Wow! Look at the ball go fast! Did you see that?

COMPREHENSION QUESTIONS



What color is Jill's hat?


blue

red

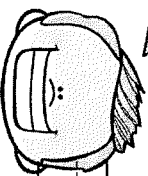
Is her bat big or small?

big

small



Do **you think** Jill likes to play baseball? Why or why not?




because _____

Name _____

READ, SPELL and WRITE

Color the sight words from the story.



Unscramble and spell the vocabulary words from the story.

labl [] [] [] []

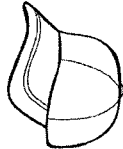
ith [] [] [] []

tafs [] [] [] []


Write the word that completes the sentence.

bat | ball | hat

Jill swings the _____.


 Her _____ is red.

She hits the _____.



Name _____

I Can **READ** and **COMPREHEND**



Draw a picture of your favorite sport.

A large, empty rounded rectangular box with a thick black border, intended for the child to draw their favorite sport.





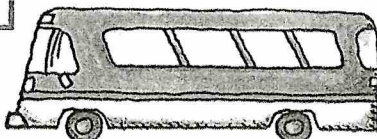





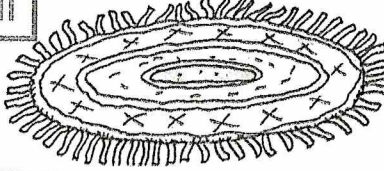
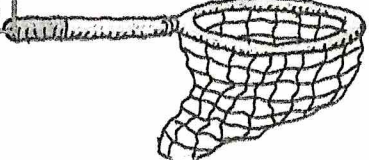
Write a sentence about your picture.

A set of horizontal handwriting lines. It consists of a solid top line, a dashed middle line, and a solid bottom line, providing a guide for letter height and placement.

Name _____

Write **a**, **e**, **i**, **o**, or **u** to complete each picture name. Then trace the whole word.

**SUPER
REVIEW**

<p>1</p>  <p>gg</p>	<p>2</p>  <p>p t</p>	<p>3</p>  <p>h t</p>
<p>4</p>  <p>p g</p>	<p>5</p>  <p>b s</p>	<p>6</p>  <p>m p</p>
<p>7</p>  <p>t n</p>	<p>8</p>  <p>m p</p>	<p>9</p>  <p>f n</p>
<p>10</p>  <p>h ll</p>	<p>11</p>  <p>r g</p>	<p>12</p>  <p>n t</p>


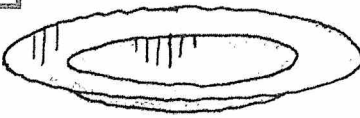
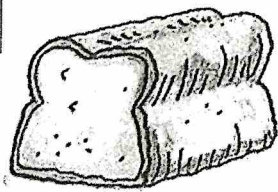



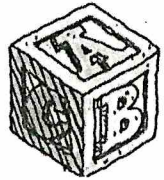
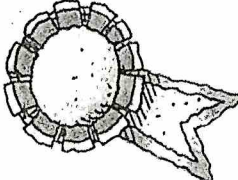
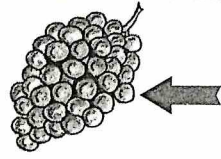
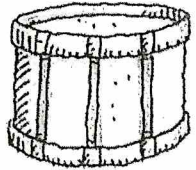
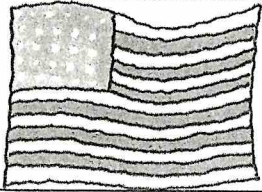

Harcourt Brace School Publishers

Name _____



Write the two letters that complete each picture name.
Then trace the whole word.


br cr dr fr gr
pr tr bl cl fl pl

1  crab	2  ate	3  ead
4  og	5  ock	6  ee
7  ock	8  ize	9  ape
10  um	11  ag	12  ay

Name _____

Look at each picture. Write the word from the box that completes the sentence.


hot got hop top job cot



I can _____.




Todd will do the _____.




The sun is _____.



I have a _____.











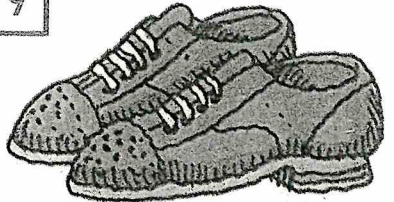
It is on the _____.



The pig _____ down.

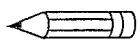
Name _____

Say the name of each picture. Circle and write the letter or letters that stand for its ending sound. Then trace the whole word.

<p>1</p>  <p>s f n</p>	<p>2</p>  <p>f m s</p>	<p>3</p>  <p>zz ll ff</p>
<p>lea</p>	<p>cow</p>	<p>cu</p>
<p>4</p>  <p>ff zz ck</p>	<p>5</p>  <p>t f s</p>	<p>6</p>  <p>f g s</p>
<p>bu</p>	<p>key</p>	<p>roo</p>
<p>7</p>  <p>zz gg ff</p>	<p>8</p>  <p>l s f</p>	<p>9</p>  <p>f s d</p>
<p>o</p>	<p>eye</p>	<p>shoe</p>

Name _____

In the Stars

 Write.



<p>A. ☆ ☆ ☆ ☆ ☆ ☆ ☆ ☆ ☆ ☆</p> <p>$5 + 5 = \square$ $10 - 5 = \square$</p>	<p>B. ☆ ☆ ☆ ☆ ☆ ☆ ☆ ☆ ☆ ☆ ☆ ☆</p> <p>$2 + 9 = \square$ $11 - 9 = \square$</p>
<p>C. ☆ ☆ ☆ ☆ ☆ ☆ ☆ ☆ ☆ ☆ ☆ ☆</p> <p>$5 + 6 = \square$ $11 - 6 = \square$</p>	<p>D. ☆ ☆ ☆ ☆ ☆ ☆ ☆ ☆ ☆ ☆ ☆ ☆ ☆ ☆</p> <p>$4 + 8 = \square$ $12 - 8 = \square$</p>
<p>E.</p> <p>$9 + 3 = \square$ $12 - 3 = \square$</p>	<p>F.</p> <p>$2 + 8 = \square$ $10 - 8 = \square$</p>
<p>G.</p> <p>$7 + 4 = \square$ $11 - 4 = \square$</p>	<p>H.</p> <p>$6 + 6 = \square$ $12 - 6 = \square$</p>

Skip Count by Ten

Count the piles of ten and write the total on the line.

Three piles of ten round candies each. To the right is an equals sign followed by a dashed line and a solid line for writing the total.

Seven piles of ten oval candies each. To the right is an equals sign followed by a dashed line and a solid line for writing the total.

Two piles of ten twisted candies each. To the right is an equals sign followed by a dashed line and a solid line for writing the total.

Nine baskets, each containing ten round candies. To the right is an equals sign followed by a dashed line and a solid line for writing the total.

Four piles of ten oval candies each. To the right is an equals sign followed by a dashed line and a solid line for writing the total.

Six piles of ten twisted candies each. To the right is an equals sign followed by a dashed line and a solid line for writing the total.


Ten boxes, each containing ten round candies. To the right is an equals sign followed by a dashed line and a solid line for writing the total.

Five piles of ten oval candies each. To the right is an equals sign followed by a dashed line and a solid line for writing the total.

Solve.

Think Should I add or subtract?

1.

There are 2 .


2  join them.

$$\begin{array}{r} \textcircled{+} \quad 2 \\ \quad \quad 2 \\ \hline \end{array}$$

How many in all?

4

2.

There are 4 .

4  fly away.

$$\begin{array}{r} \textcircled{\quad} \quad 4 \\ \quad \quad 4 \\ \hline \end{array}$$

How many are left?

--

3.


There are 5 .

1  joins them.

How many in all?

$$5 \textcircled{\quad} 1 = \square$$

4.

There are 6 .

3  walk away.

How many are left?

$$6 \textcircled{\quad} 3 = \square$$


Extend Your Thinking

Complete the problem and number sentence so that they match.

5.

There are

--

.

--

 walk away.

How many are left?

$$\underline{\quad} \textcircled{\quad} \underline{\quad} = \underline{\quad}$$

Name: _____


Addition

a.




$$\underline{4} + \underline{3} = \underline{\quad}$$

b.



$$\underline{\quad} + \underline{\quad} = \underline{\quad}$$

c.




$$\underline{\quad} + \underline{\quad} = \underline{\quad}$$

d.




$$\underline{\quad} + \underline{\quad} = \underline{\quad}$$

e.



$$\underline{\quad} + \underline{\quad} = \underline{\quad}$$

f.



$$\underline{\quad} + \underline{\quad} = \underline{\quad}$$

Name: _____

Basic Addition
(Addends to 5, Sums to 5)

Add

$$\begin{array}{r} 5 \\ + 5 \\ \hline \end{array}$$

$$\begin{array}{r} 1 \\ + 3 \\ \hline \end{array}$$


$$\begin{array}{r} 2 \\ + 0 \\ \hline \end{array}$$



$$\begin{array}{r} 2 \\ + 5 \\ \hline \end{array}$$

$$\begin{array}{r} 3 \\ + 3 \\ \hline \end{array}$$

$$\begin{array}{r} 4 \\ + 5 \\ \hline \end{array}$$



$$1 + 1 = \underline{\quad}$$

$$2 + 3 = \underline{\quad}$$

$$4 + 2 = \underline{\quad}$$

